



# CALIXAR

FUNCTIONAL MEMBRANE PROTEINS FOR LIFE

Colloque Adebitech, 23-24 Septembre 2015

Sébastien Igonet, PhD, R&D Project Manager



## **CALIXAR**

*(Lyon, France)*

**Native and functional  
membrane proteins  
isolation and  
characterization**

17 skilled PhD,  
Engineers  
and technicians

**Joint-Venture  
CALIXAR / University  
of Avignon**

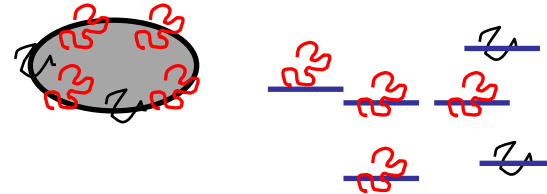
## **CHEM2STAB**

**Synthesis and physical-  
chemical characterization of  
amphiphilic molecules**


5 skilled PhD,  
Engineers  
and technicians

## BREAKDOWN OF CELLS AND MEMBRANES


(Bacteria, yeast, insect cells, CHO, HEK, Virus, ...)



EXTRACTION  
SOLUBILIZATION



PURIFICATION  
STABILIZATION

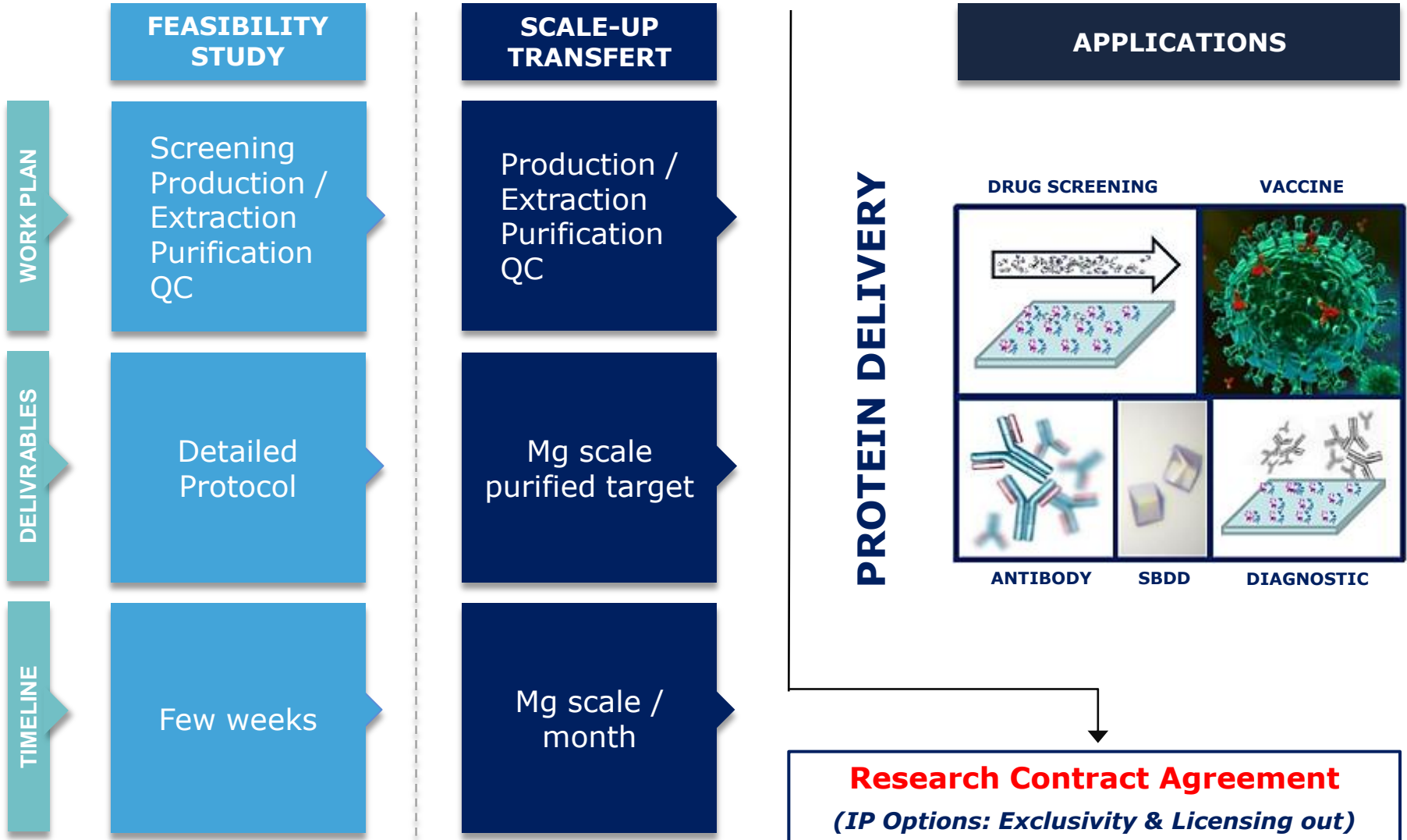


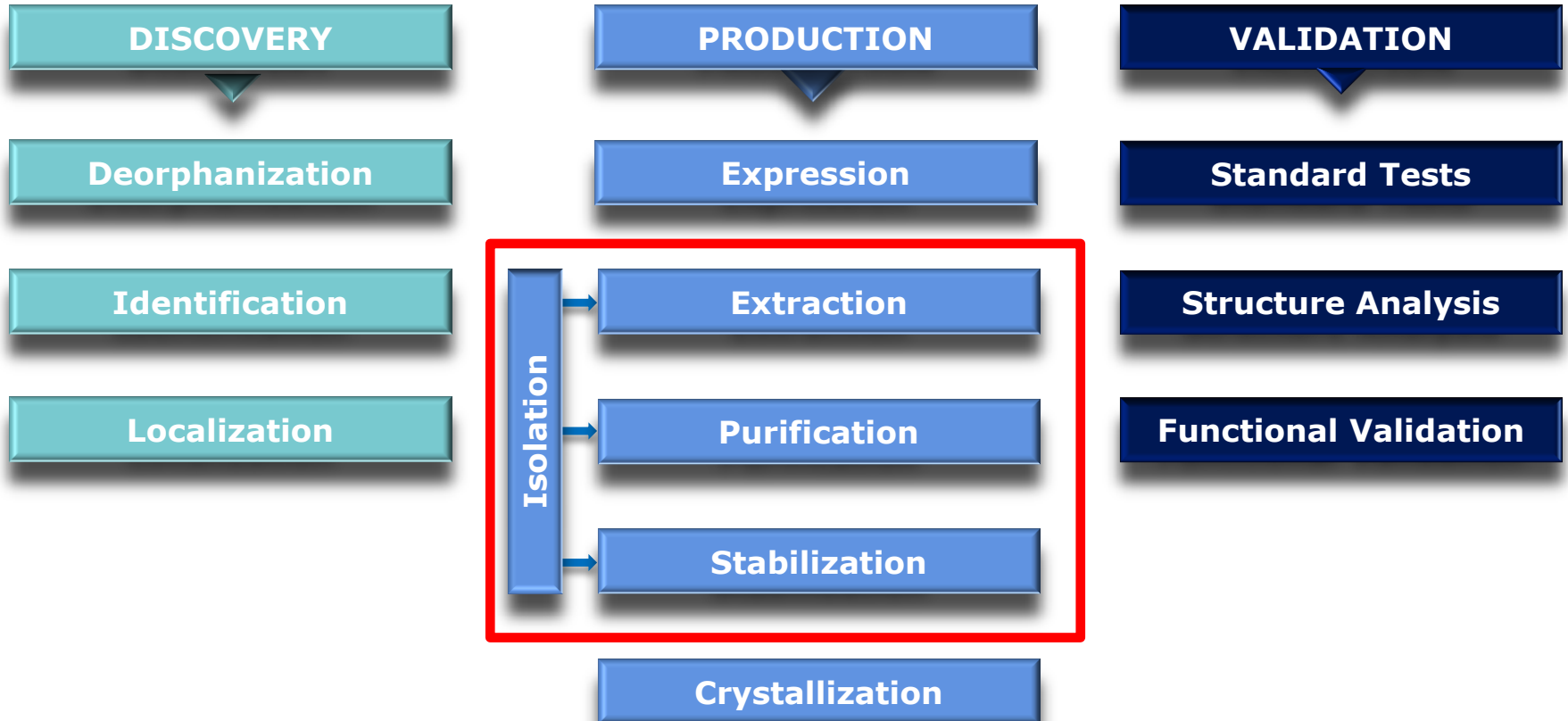
NON DENATURING PROCESS  
(IP = WO 2009144419)

- No refolding
- No mutagenesis
- Purity > 95%

Purified and stabilized FULL LENGTH  
NATIVE AND FUNCTIONAL membrane proteins

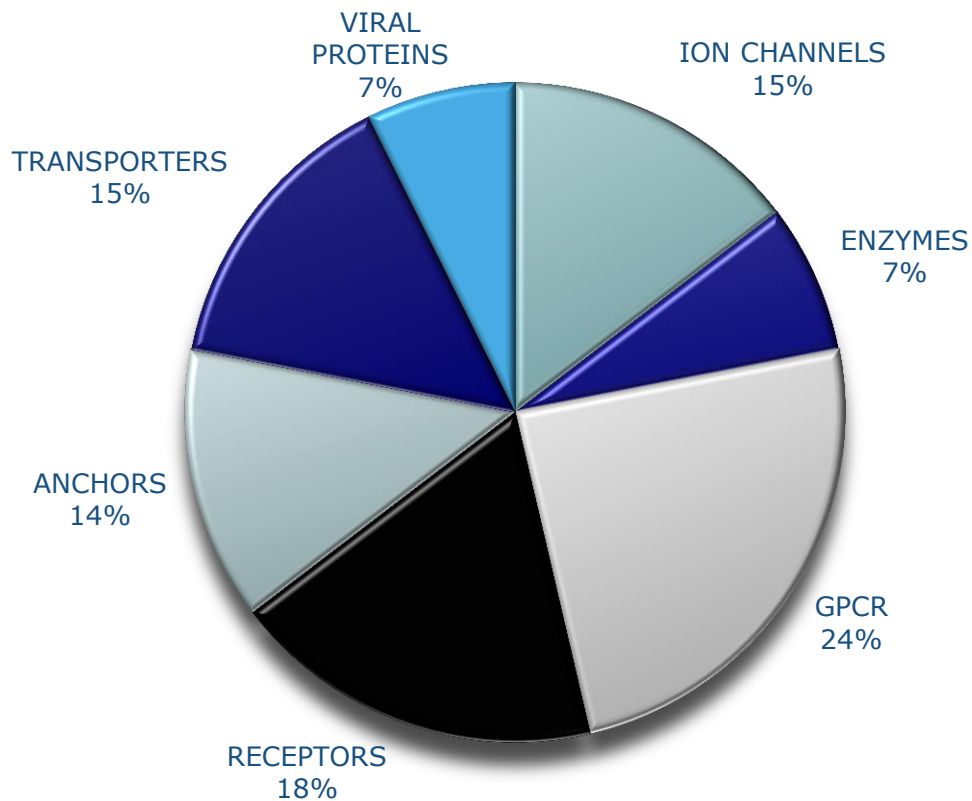






**Please visit our poster (#7) entitled:  
“Stabilization of native & functional membrane proteins: CALIXAR approach”**

## STATISTICS TRACK RECORD<sup>††</sup>



<sup>††</sup>Based on 90 projects – update January 2015

## LOCATIONS

<b>FRANCE</b>	Lyon Avignon*
<b>USA</b> *	Cambridge Washington
<b>JAPAN</b> *	Tokyo



**Emmanuel DEJEAN *PhD*, CEO**  
edejean@calixar.com

**Anass JAWHARI *PhD*, CSO**  
ajawhari@calixar.com

\*CALIXAR represented by local partners